




HANDBALL AUSTRALIA COMPETITION BOOKLET



75+ TROPHIES, MEDALS & AWARDS

150+ SCHOOLS INVITED



WWW.HANDBALLAUSTRALIA.COM.AU



FORMAT

THIS IS A 4 SQUARE COMBINED SCHOOL, TEAMS AND INDIVIDUAL COMPETITION. A MULTIPLE COMPETITION FORMAT.

THE FORMAT CATERS FOR DIFFERENT STANDARDS, AGES AND DIFFERENT STUDENT NUMBERS.

YOU CAN WIN BOTH INDIVIDUALLY (EXAMPLE BEST STUDENT ON THEIR COURT) AND FOR YOUR SCHOOL (XYZ SCHOOL RANKED 2ND BEST).

YOU CAN WIN MULTIPLE PRIZES, NOT EVERYONE WILL RECEIVE A PRIZE, YOU MUST EARN IT. IF YOU DISAGREE, PLEASE INFORM US ON THE ENROLMENT CHECKOUT OR QUESTIONNAIRE FORM.

DIVISIONS ARE SPLIT INTO YEARS (YEAR 1 - 12) AND STANDARDS (BEGINNERS, INTERMEDIATE AND ADVANCED) DUE TO NUMBERS DIVISIONS MAY MERGE TOGETHER



WWW.HANDBALLAUSTRALIA.COM.AU

COPYRIGHT (C) 2024

AWARDS




1ST PLACE
SCHOOL



SCHOOL GETS A
MASSIVE GOLD
TROPHY

EVERY PLAYER
FROM THE SCHOOL
GETS A GOLD
MEDAL

DIVISION
CHAMPION



BEST PLAYER ON
THEIR COURT GETS
A GOLD TROPHY

DIVISION
2ND PLACE




2ND BEST PLAYER
ON THEIR COURT
GETS A SILVER
MEDAL

DIVISION
3RD PLACE



3RD BEST PLAYER
ON THEIR COURT
GETS A BRONZE
MEDAL

CHEERING,
BEST DRESSED
SCHOOL,
TEAM SPIRIT,
SET UP, PACK UP,
RULE CHANGES,
SPORTSMANSHIP,
OUTSTANDING
ACHIEVEMENT,
MOST IMPROVED,
LEADERSHIP,
COACHES AWARD



AWARDS FOR
INDIVIDUAL
PLAYERS WHO
SHOW
OUTSTANDING
ACHIEVEMENT IN
OTHER AREAS

SCHEDULE



EAST & WEST NORTH

9:45am - 10:00am

2:15pm - 2:30pm

Free play and warm up with friends. Hop on any court

10:00am - 10:15am

2:30pm - 2:45pm

No need to sign in or come to front desk. all information is on our website, been emailed and sms'd to you. Please read it. Any major issues or question please come to the front desk for help

10:15am - 11:15am

2:45pm - 3:45pm

Group Talk. Discussion of prizes, rules, sportsmanship steps, safety, leader board, questions and points.

11:15am - 11:30am

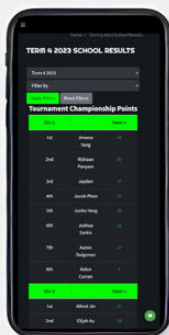
3:45pm - 4pm

Official Tournament starts. Students hop on assigned Handball court (as indicated on Live results page)
More grading. Students can move up and down divisions first 1/2 of the tournament

Presentation and Awards ceremony

LIVE RESULTS

TRACK YOUR SCHOOL LADDER POINTS AND INDIVIDUAL PLAYER POINTS TO SEE WHO'S IN THE LEAD.



RULES



RULES	NAME	DESCRIPTION	CONFERENCE SPECIFICS
1	Serve	King serves to anyone. No slack/mean serves. Yell out "slack or indecent" before hitting ball and ball must be served again to the same person	West - 3 slack serves/faults East - 1st Serve. Can't serve to same person twice
2	Full	Full your out	North - Full plays
3	Lines & Rolls	Replay	East - Lines replay or play on, rolls out
4	Headers	Full or 1 bounce	North - No Footsies, body shots on East - No footsies, no body shots West - No footsies, body shots on
5	Elimination	3 square elimination. Only King goes to Dunce	West - 1 square elimination. Dunces to Res
6	Court setup	 <p>Each square size approx. 2.2 - 2.5 squared meters per square. There can be between 2-8 students per court</p>	
7	In toes or interference	Interference from another player or ball. Player must yell "In toes or interference" before hitting the ball and point is replayed.	
8	Poison	Allowed once per player for 2 mins. Other players can't hit ball into your square. Other players can group vote to allow or deny. Game continues without your square in play. When player's move up they miss skip your square. Yell "unpoison" or "medicine" to come back into the game	

RULES



RULES	NAME	DESCRIPTION	CONFERENCE SPECIFICS
9	Treetops	Is off. You can hit the ball as high as you want. You don't have to yell treetops	
10	Teams	This is allowed. There will be circumstances where the same teammates will be on the same court. This will give them a competitive advantage. They cannot openly discuss tactics to gesture this. But they won't try and get each other out to support their school/team points	
11	Start position	Done multiple ways to make it fair. Staff may say first to square, by Height, pre-ranking, DOB, First name, or staff chooses random order	
12	Other rules	If majority of students vote to change or add a rule, we will, its your game, we can do any rules you want	

SPORTSMANSHIP STEPS



STEP	NAME	DESCRIPTION	FULL DETAIL AND EXAMPLES
1	Players discuss	Two Players have a healthy discussion	Both players involved in the last shot have a healthy discussion as to what might have happened without raising your voice or bullying.
2	Majority Vote or Replay point	All players can vote on what happened and who's out.	If both players are unsure, the whole group of players including reserves, can do a group vote on who's out, where the ball landed or what happened. Players can replay points if voting is unsuccessful. Majority vote needs to be 3 if 5 players are on court, including reserves. 5 players if its and 8 person court. Don't vote if you didn't see what happened. Balls go fast and there are a few millimeters in a call, its hard to see especially when you are in the heat of the moment of competition.
3	Staff	Staff will help. We will listen to everyone's opinion on what happened and provide guidance on the rules	Unsure and need help about a rule. Talk to a friendly staff member to help. If we are recording points on another court please be patient until we finish.
4	Constant problems	Modify Rules, parent or staff member may provide constant assistance	If staff are constantly been called to your court with disputes, crying, bullying, abuse of the voting, replay rule abuse or cheating we will modify the rules, provide a constant adult supervision issue verbal warning of players, give yellow (10 mins) and Red cards (permanently removed from competition)

ETIQUETTE & SAFETY



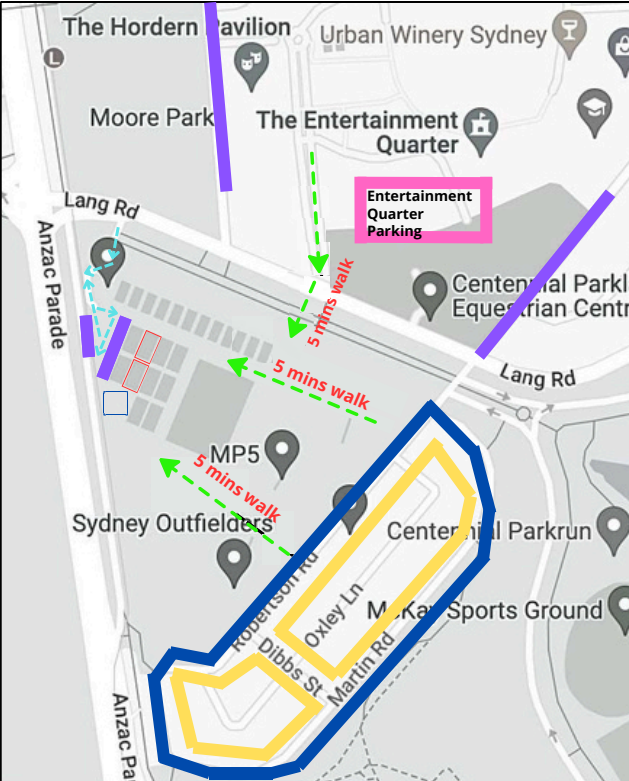
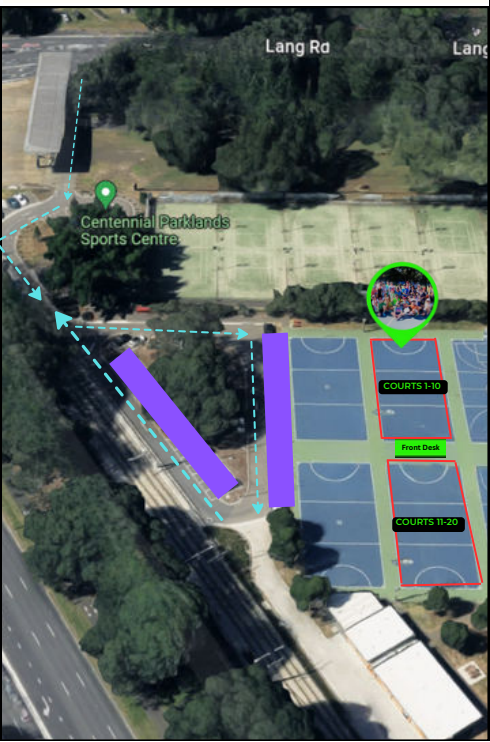
1. MY CHILD AND I WILL ABIDE BY HANDBALL AUSTRALIA COMPETITION RULES, ETIQUETTE, TERMS AND CONDITIONS
2. THE FOUR SPORTSMANSHIP STEPS WILL BE ADHERED TO BY ALL PLAYERS, PARENTS AND STAFF. MISDEMEANOR STEPS INCLUDE A KIND VERBAL WARNINGS, STRONG LOUD VOICE WARNING, MINUS POINTS, YELLOW AND RED CARDS
3. GAMESMANSHIP IS NOT ALLOWED - OPPOSITE TO SPORTSMANSHIP ON PURPOSE TRYING TO PSYCHOLOGICALLY OR MENTALLY UPSET OPPONENT TO GAIN ADVANTAGE.
4. STUDENTS AND PARENTS CAN CHEER AND BE POSITIVE. ANY BIASED OPINIONS, NEGATIVE OR RUDE REMARKS, PARENTS WILL BE ASKED TO STAND 25M FROM COURTS, LEAVE OR THEIR CHILDREN WILL BE BANNED FROM ANY FUTURE HANDBALL AUSTRALIA SERVICES.
5. SPECTATORS MUST MAINTAIN A 2 METER DISTANCE FROM THE PLAYERS AND COURTS
6. WE TRY AND TEACH STUDENTS SPORTSMANSHIP STEPS TO SELF MANAGE AND RESOLVE DISPUTES. HOWEVER, IF THERE IS CONSTANT ISSUES, CONTACT STAFF AND WE ASSIST YOU. PARENTS, STAFF AND COACHES MAY UMPIRE EACH COURT IF ONLY ABSOLUTELY NEEDED
7. BATHROOM PROCESS - TELL A STAFF MEMBER AND YOUR PARENTS YOU'RE GOING TO THE BATHROOM. GET A BUDDY FROM YOUR COURT TO GO WITH YOU FOR SAFETY (BOTH ON POISON) IF YOU ARE IN THE COURT YELL POISON SO OTHER STUDENTS ON YOUR COURT CAN HEAR. PLAY GAME AS NORMAL.








EAST CONFERENCE








Centennial Sports Centre -
Corner Anzac Parade and Lang Road
Moore Park 2021 NSW

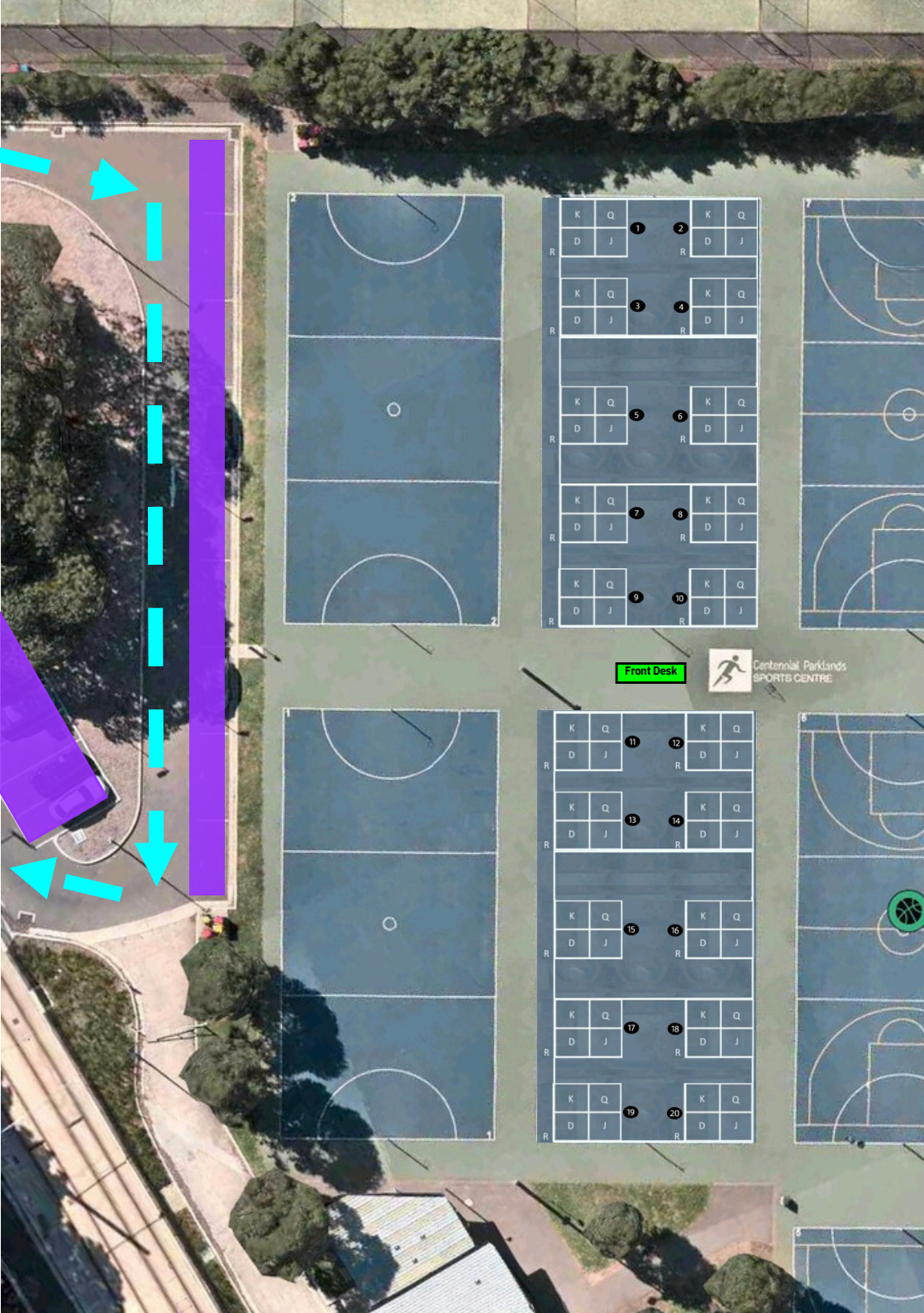


Key

-  Sydney School Comp Location
-  Bathrooms, Food & Drinks, Vending Machine
-  Front Desk
-  CAR ACCESS DROP & GO
-  Walking Path

Parking

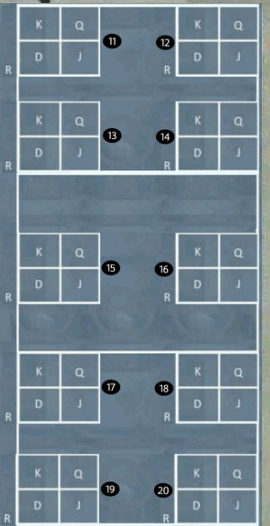
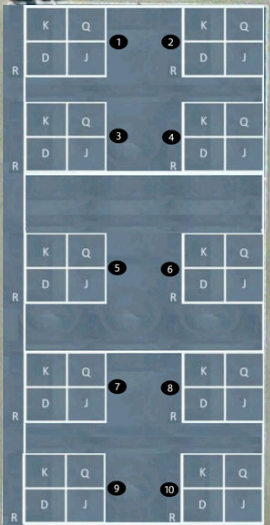
-  FREE PARKING
-  4 HOURS FREE
-  2 HOURS FREE
\$10 for 3 hours
-  1 HOUR FREE
-  \$4.50 PER HOUR



Front Desk






Centennial Parklands
SPORTS CENTRE



NORTH CONFERENCE

Melwood Ave Forestville
2087 Netball Courts




Melwood Ave

WEST CONFERENCE



Cintra Park Concord. Netball court 9
Crane street Concord NSW 2137
Cook Ave and Renown street
(closest street to courts)



Q & A



QUESTION: DO I HAVE TO ENROLL VIA THE SCHOOL?

ANSWER: NO. AS A PARENT YOU ENROLL INDIVIDUALLY FOR YOUR CHILD. IT'S BOTH AN INDIVIDUAL PLAYER COMP AND COMBINED SCHOOL COMP. IF OTHER STUDENTS ENROL FROM THE SAME SCHOOL THEIR COMBINED POINTS GO TOWARDS THEIR SCHOOL TALLY

QUESTION: IF I'M IN YEAR 3 DO I PLAY WITH YEAR 6'S?

ANSWER: YES, IF YOU ARE GOOD ENOUGH YOU WILL MOVE INTO HIGHER AGE GROUPS. THE SAME GOES FOR YEAR 10'S IF THEY ARE STRUGGLING THEY CAN MOVE INTO LOWER

QUESTION: DO I HAVE TO WEAR SCHOOL SPORT UNIFORM?

ANSWER: NO. YOU CAN WEAR ANY SPORTS CLOTHING. HOWEVER, THE BEST SCHOOL OR BEST GROUP AWARD GOES TO CHEERING AND SUPPORT. WEARING SCHOOL CLOTHES, FLAGS, CUSTOM MADE TEAM SHIRTS HAVE MASSIVE TEAM MORALE AND IMPACT ON THIS AWARD

QUESTION: WHAT HAPPENS IF IT RAINS AND I'M PLAYING IN AN OUTDOOR VENUE?

ANSWER: YOU WILL BE SMS'D AND EMAILED 2 HOURS BEFORE THE EVENT. A FULL REFUND, TRANSFER OR CREDIT WILL BE MADE.

QUESTION: WHAT AWARDS ARE THERE?

ANSWER: OVER 75+ TROPHIES, MEDALLIONS, HANDBALLS, PRIZES, HATS, PRIME DRINK AND CERTIFICATES.

QUESTION: CAN I WIN MULTIPLE AWARDS?

ANSWER: YES. YOUR SCHOOL COULD WIN, AND YOU COULD BE THE BEST PLAYER ON YOUR COURT AND BEST SPORTSMAN. YOU GET 3 AWARDS/PRIZES. YOU DESERVE THEM

QUESTION: DOES EVERYONE GET A PRIZE/AWARD/TROPHY?

ANSWER: NO. WE ARE GENEROUS WITH OVER 75 AWARDS BUT NOT EVERYONE GETS A TROPHY, AWARD, OR PRIZE. YOU TEACH CHILDREN THAT THEY MUST EARN IT. WHEN THEY RECEIVE AN AWARD, IT MEANS A LOT MORE. THEY CHERISH IT BECAUSE THEY KNOW THEY EARNED IT. IF YOU DISAGREE, PLEASE INFORM US ON THE ENROLMENT CHECKOUT OR QUESTIONNAIRE FORM.

QUESTION: HOW DO YOU WIN?

ANSWER: EVERY TIME YOU ARE IN KING AND A POINT IS OVER YOU GET A PEG POINT. IN OTHER WORDS, EVERY TIME YOU SURVIVE A POINT AND STAY IN KING, YOU GET A PEG POINT. EXAMPLE: IF DUNCE GETS QUEEN OUT AND YOU'RE IN KING, GET A PEG POINT. AFTER 1 HOUR OF PLAY, YOU MAY HAVE 46 PEG POINT. THIS WILL GO TO YOUR INDIVIDUAL TALLY AND SCHOOL TALLY.

SCHOOL BONUS POINTS

ADVANCED COURTS 1 PEG POINT = 3 POINTS
INTERMEDIATE COURTS 1 PEG POINT = 2 POINTS
BEGINNERS COURTS 1 PEG POINT = 1 POINT

CHAMPIONS OF THEIR COURT

ADVANCED 100 POINTS
INTERMEDIATE 50 POINTS
BEGINNERS 10 POINTS

CHEERING AND TEAM SPIRIT

BALL OR 10 POINTS (EACH TIME)

HANDICAP

OVER 20 STUDENTS DIVIDE TOTAL POINTS BY 2
OVER 30 STUDENTS DIVIDE BY 2.5
OVER 40 STUDENTS DIVIDE BY 3
OVER 50 STUDENTS DIVIDE BY 3.5

QUESTION: HOW DO YOU GRADE STUDENTS?

ANSWER: 5 WAYS. WE GRADE STUDENTS BASED ON PREVIOUS RESULTS, YEAR GROUPS 1-12, BY BEGINNER, INTERMEDIATE, ADVANCED ENROLMENT NOTIFICATION, AND THEN FURTHER GRADING/MOVEMENT UP AND DOWN DIVISIONS WILL HAPPEN IN THE FIRST 30 MINUTES OF THE OFFICIAL TOURNAMENT. YOU CAN MOVE UP AND DOWN ANY TIME AND INTO ANY DIVISION AND MIX WITH ANY AGE GROUP DEPENDING ON YOUR ABILITY AT ANY TIME.

QUESTION: WHAT DO WE BRING?

ANSWER: WEAR SCHOOL SPORT UNIFORM OR CASUAL CLOTHES. HAT AND DRINK BOTTLE. COMPETITION HANDBALL'S ARE PROVIDED

QUESTION: WHAT IS YOUR REFUND POLICY?

ANSWER: A FULL REFUND, CREDIT OR TRANSFER WILL BE GIVEN IF IT RAINS. YOUR CHILD IS SICK OR INJURED. PLEASE INFORM US BEFORE THE EVENT. IF YOUR CHILD CAN NOT ATTEND. WE WILL INFORM YOU VIA EMAIL AND SMS IF IT'S WASHED OUT.

QUESTION: CAN I PLAY IN ANY CONFERENCE?

ANSWER: YES. YOU CAN PLAY IN ANY AND ALL CONFERENCE LOCATIONS. THEY ARE JUST DIFFERENT LOCATIONS/ TIMES/DATES TO MAKE IT CONVENIENT TO TRAVEL.