



HANDBALL AUSTRALIA COMPETITION BOOKLET



75+ TROPHIES, MEDALS, HATS & AWARDS
150+ SCHOOLS INVITED

 **HANDBALL
AUSTRALIA**
WWW.HANDBALLAUSTRALIA.COM.AU



FORMAT

THIS IS A 4 SQUARE COMBINED SCHOOL, TEAMS AND INDIVIDUAL COMPETITION. A MULTIPLE COMPETITION FORMAT.

THE FORMAT CATERS FOR DIFFERENT STANDARDS, AGES AND DIFFERENT STUDENT NUMBERS.

YOU CAN WIN BOTH INDIVIDUALLY (EXAMPLE BEST STUDENT ON THEIR COURT) AND FOR YOUR SCHOOL (XYZ SCHOOL RANKED 2ND BEST).

YOU CAN WIN MULTIPLE PRIZES, NOT EVERYONE WILL RECEIVE A PRIZE, YOU MUST EARN IT. IF YOU DISAGREE, PLEASE INFORM US ON THE ENROLMENT CHECKOUT OR QUESTIONNAIRE FORM.

DIVISIONS ARE SPLIT INTO YEARS (YEAR 1 - 12) AND STANDARDS (BEGINNERS, INTERMEDIATE AND ADVANCED) DUE TO NUMBERS DIVISIONS MAY MERGE TOGETHER



ActiveActivities

 **HANDBALL**
AUSTRALIA
WWW.HANDBALLAUSTRALIA.COM.AU

AWARDS



1ST PLACE
SCHOOL



SCHOOL GETS A
MASSIVE GOLD
TROPHY

EVERY PLAYER
FROM THE SCHOOL
GETS A GOLD
MEDAL

DIVISION
CHAMPION



BEST PLAYER ON
THEIR COURT GETS A
GOLD TROPHY

DIVISION
2ND PLACE



2ND BEST PLAYER ON
THEIR COURT GETS A
SILVER MEDAL

DIVISION
3RD PLACE




3RD BEST PLAYER ON
THEIR COURT GETS A
BRONZE MEDAL

CHEERING,
BEST DRESSED
SCHOOL,
TEAM SPIRIT,
SET UP, PACK UP,
RULE CHANGES



STUDENTS WHO
SHOW OUTSTANDING
EFFORT IN ALL AREAS

SPORTSMANSHIP,
OUTSTANDING
ACHIEVEMENT,
MOST IMPROVED,
LEADERSHIP,
COACHES AWARD



8 AWARDS FOR
INDIVIDUAL PLAYERS
WHO SHOW
OUTSTANDING
ACHIEVEMENT IN
OTHER AREAS

SCHEDULE



9:45am - 10:00am

Free play and warm up with friends. Hop on any court

No need to sign in or come to front desk. all information is on our website, been emailed and sms'd to you. Please read it. Any major issues or question please come to the front desk for help

10:00am - 10:15am

Group Talk. Discussion of prizes, rules, sportsmanship steps, safety, leader board, questions and points.

10:15am - 11:15am

Official Tournament starts. Students hop on assigned Handball court (as indicated on Live results page)

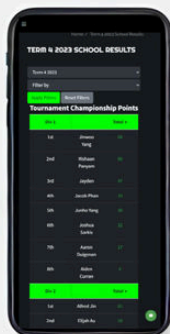
More grading. Students can move up and down divisions first 1/2 of the tournament

11:15am - 11:30am

Presentation and Awards ceremony

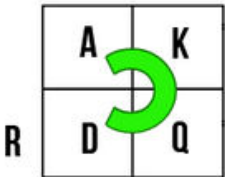
LIVE RESULTS

TRACK YOUR SCHOOL LADDER POINTS AND INDIVIDUAL PLAYER POINTS TO SEE WHO'S IN THE LEAD.



RULES



RULE	NAME	DESCRIPTION	FULL DETAILS AND EXAMPLES
1	Serve	Ace serves to anyone. Nice serves.	If a mean serve is done receiver must yell out "slack or indecent" before hitting ball and ball must be served again to the same person. Receiver must be ready to receive the ball, if not ready it's a slack and ball must be served again
2	Full	Full your out	Full means ball is hit over the line into another person's square before landing in your square. You are out. There will be no Full plays or plays on's or forgotten's
3	Lines	Replay	Ball hits any line replay the point.
4	Rolls	You're out	
5	Elimination	3 square elimination.	Only Ace goes to Duncie If you get out from K,Q, or D you go to reserve.
6	Court Setup		<p>A = Ace K = King Q = Queen D = Duncie R = Reserve or Res</p> <p>Each square size approx. 2.2 x 2.5 squared meters per square. 4 square entire court approx. 19.36 Square meters</p> <p>There can be between 2-8 students per court</p>
7	In toes or interference.	Interference from another player or ball from another court	If a ball, player or object is in the way. Player must yell "In toes or interference" before hitting the ball and point is replayed.

RULES

8

Poison

Other people can't hit into your square or they are out.

Allowed once per player during the tournament for 2 mins. Other players can't hit ball into your square until you are ready. Example tie your shoe lace, get a drink or first aid. Must be a legitimate reason. Other players can group vote to allow or deny. Game continues without your square in play. When player's move up they miss skip your square. Yell "unpoison" or "medicine" to come back into the game

9

Ghosties

Allowed to step into another person court

This is when you bork or pretend to hit the ball but don't and the ball goes into another person's square. This will confuse the other player and hopefully they get out. You are also allowed to have one foot stepping in another person's square. As long as you don't interfere with that person. You can also step out of bounds

10

Treetops

Hit ball high into the air over your opponents arms reach Is off.

You can hit the ball as high as you want. You don't have to yell treetops

11

Teams

This is allowed

There will be circumstances where the same team mates or school mates will be on the same court. This will give them a competitive advantage. They cannot openly discuss tactics to gesture this. But they won't try and get each other out to support their school/team ranking

12

Twisties

Is allowed

When you balance ball in your palm of your hand and spin ball in a twist motion. You cant grab the ball. If players vote its a grab - your out

13

Start position

Court start position can be done multiple ways to make it fair

Staff may say first to square, by Height, pre-ranking, DOB, First name, or staff chooses random order

14

Majority vote

No other rules are allowed except majority vote

No death rally, no pass backs, faults, 1st serve, old King, grabsies. No Scoops, King choice. If majority of students vote to change a rule, we will, its your game, we can do any rules you want

SPORTSMANSHIP STEPS



STEP	NAME	DESCRIPTION	FULL DETAIL AND EXAMPLES
1	Players discuss	Two Players have a healthy discussion	Both players involved in the last shot have a healthy discussion as to what might have happened without raising your voice or bullying.
2	Majority Vote or Replay point	All players can vote on what happened and who's out.	If both players are unsure, the whole group of players including reserves, can do a group vote on who's out, where the ball landed or what happened. Players can replay points if voting is unsuccessful. Majority vote needs to be 3 if 5 players are on court, including reserves. 5 players if its and 8 person court. Don't vote if you didn't see what happened. Balls go fast and there are a few millimeters in a call, its hard to see especially when you are in the heat of the moment of competition.
3	Staff	Staff will help. We will listen to everyone's opinion on what happened and provide guidance on the rules	Unsure and need help about a rule. Talk to a friendly staff member to help. If we are recording points on another court please be patient until we finish.
4	Constant problems	Modify Rules, parent or staff member may provide constant assistance	If staff are constantly been called to your court with disputes, crying, bullying, abuse of the voting, replay rule abuse or cheating we will modify the rules, provide a constant adult supervision issue verbal warning of players, give yellow (10 mins) and Red cards (permanently removed from competition)

ETIQUETTE & SAFETY



1. MY CHILD AND I WILL ABIDE BY HANDBALL AUSTRALIA COMPETITION RULES, ETIQUETTE, TERMS AND CONDITIONS
2. THE FOUR SPORTSMANSHIP STEPS WILL BE ADHERED TO BY ALL PLAYERS, PARENTS AND STAFF. MISDEMEANOR STEPS INCLUDE A KIND VERBAL WARNINGS, STRONG LOUD VOICE WARNING, MINUS POINTS, YELLOW AND RED CARDS
3. GAMESMANSHIP IS NOT ALLOWED - OPPOSITE TO SPORTSMANSHIP ON PURPOSE TRYING TO PSYCHOLOGICALLY OR MENTALLY UPSET OPPONENT TO GAIN ADVANTAGE.
4. STUDENTS AND PARENTS CAN CHEER AND BE POSITIVE. ANY BIASED OPINIONS, NEGATIVE OR RUDE REMARKS, PARENTS WILL BE ASKED TO STAND 25M FROM COURTS, LEAVE OR THEIR CHILDREN WILL BE BANNED FROM ANY FUTURE HANDBALL AUSTRALIA SERVICES.
5. SPECTATORS MUST MAINTAIN A 2 METER DISTANCE FROM THE PLAYERS AND COURTS
6. WE TRY AND TEACH STUDENTS SPORTSMANSHIP STEPS TO SELF MANAGE AND RESOLVE DISPUTES. HOWEVER, IF THERE IS CONSTANT ISSUES, CONTACT STAFF AND WE ASSIST YOU. PARENTS, STAFF AND COACHES MAY UMPIRE EACH COURT IF ONLY ABSOLUTELY NEEDED
7. BATHROOM PROCESS - TELL A STAFF MEMBER AND YOUR PARENTS YOU'RE GOING TO THE BATHROOM. GET A BUDDY FROM YOUR COURT TO GO WITH YOU FOR SAFETY (BOTH ON POISON) IF YOU ARE IN THE COURT YELL POISON SO OTHER STUDENTS ON YOUR COURT CAN HEAR. PLAY GAME AS NORMAL.





Melbourne Sports and Aquatic Centre,
30 Aughtie Drive, Albert Park 3206

KEY



Melbourne Downball/Handball
Location



Car Park - \$5.50 for 2 hours



GROUND FLOOR



Q & A



QUESTION: DO I HAVE TO ENROLL VIA THE SCHOOL?

ANSWER: NO. AS A PARENT YOU ENROLL INDIVIDUALLY FOR YOUR CHILD. IT'S BOTH AN INDIVIDUAL PLAYER COMP AND COMBINED SCHOOL COMP. IF OTHER STUDENTS ENROL FROM THE SAME SCHOOL THEIR COMBINED POINTS GO TOWARDS THEIR SCHOOL TALLY

QUESTION: IF I'M IN YEAR 3 DO I PLAY WITH YEAR 6'S

ANSWER: YES. IF YOU ARE GOOD ENOUGH YOU WILL MOVE INTO HIGHER AGE GROUPS. THE SAME GOES FOR YEAR 10'S IF THEY ARE STRUGGLING THEY CAN MOVE INTO LOWER

QUESTION: DO I HAVE TO WEAR SCHOOL SPORT UNIFORM

ANSWER: NO. YOU CAN WEAR ANY SPORTS CLOTHING. HOWEVER, THE BEST SCHOOL OR BEST GROUP AWARD GOES TO CHEERING AND SUPPORT. WEARING SCHOOL CLOTHES, FLAGS, CUSTOM MADE TEAM SHIRTS HAVE MASSIVE TEAM MORALE AND IMPACT ON THIS AWARD

QUESTION: WHAT HAPPENS IF IT RAINS

ANSWER: IT'S AN INDOOR VENUE. WE ARE ON RAIN, HAIL OR SHINE

QUESTION: WHAT AWARDS ARE THERE?

ANSWER: OVER 75+ TROPHIES, MEDALLIONS, HANDBALLS, PRIZES, HATS, PRIME DRINK AND CERTIFICATES.

QUESTION: CAN I WIN MULTIPLE AWARDS?

ANSWER: YES. YOUR SCHOOL COULD WIN, YOU COULD BE BEST PLAYER ON YOUR COURT AND BEST SPORTSMAN. YOU GET 3 AWARDS/PRIZES. WELL DONE, YOU DESERVE THEM

QUESTION: DOES EVERYONE GET A PRIZE/AWARD/TROPHY?

ANSWER: NO. WE ARE GENEROUS WITH OVER 75 AWARDS BUT NOT EVERYONE GETS A TROPHY, AWARD, OR PRIZE. YOU TEACH CHILDREN THAT THEY MUST EARN IT. WHEN THEY RECEIVE AN AWARD, IT MEANS A LOT MORE. THEY CHERISH IT BECAUSE THEY KNOW THEY EARNED IT. IF YOU DISAGREE, PLEASE INFORM US ON THE ENROLMENT CHECKOUT OR QUESTIONNAIRE FORM.

QUESTION: HOW DO YOU WIN?

ANSWER: EVERY TIME YOU ARE IN ACE AND A POINT IS OVER, YOU GET A PEG POINT. IN OTHER WORDS, EVERY TIME YOU SURVIVE A POINT AND STAY IN ACE, YOU GET A PEG POINT. EXAMPLE: IF DUNCE GETS QUEEN OUT AND YOU'RE IN ACE, GET A PEG POINT. AFTER 1 HOUR OF PLAY, YOU MAY HAVE 46 PEG POINTS. THIS WILL GO TO YOUR INDIVIDUAL TALLY AND SCHOOL TALLY.

SCHOOL BONUS POINTS

ADVANCED COURTS 1 PEG POINT = 3 POINTS

INTERMEDIATE COURTS 1 PEG POINT = 2 POINTS

BEGINNERS COURTS 1 PEG POINT = 1 POINT

CHAMPIONS OF THEIR COURT

ADVANCED 100 POINTS

INTERMEDIATE 60 POINTS

BEGINNERS 10 POINTS

CHEERING AND TEAM SPIRIT

BALL OR 10 POINTS (EACH TIME)

HANDICAP

OVER 20 STUDENTS DIVIDE TOTAL POINTS BY 2

OVER 30 STUDENTS DIVIDE BY 2.5

OVER 40 STUDENTS DIVIDE BY 3

OVER 50 STUDENTS DIVIDE BY 3.5

QUESTION: HOW DO YOU GRADE STUDENTS

ANSWER: 5 WAYS. WE GRADE STUDENTS BASED ON PREVIOUS RESULTS, YEAR GROUPS 1-12, BY BEGINNER, INTERMEDIATE, ADVANCED ENROLMENT NOTIFICATION, AND THEN FURTHER GRADING/MOVEMENT UP AND DOWN DIVISIONS WILL HAPPEN IN THE FIRST 30 MINUTES OF THE OFFICIAL TOURNAMENT. YOU CAN MOVE UP AND DOWN ANYTIME AND INTO ANY DIVISION AND MIX WITH ANY AGE GROUP DEPENDING ON YOUR ABILITY AT ANY TIME

QUESTION: WHAT DO WE BRING?

ANSWER: WEAR SCHOOL SPORT UNIFORM OR CASUAL CLOTHES, HAT AND DRINK BOTTLE. COMPETITION HANDBALLS ARE PROVIDED