



HANDBALL AUSTRALIA COMPETITION BOOKLET



50+ TROPHIES, MEDALS, HATS & AWARDS
50+ SCHOOLS INVITED

 **HANDBALL
AUSTRALIA**



FORMAT

THIS IS A 4 SQUARE COMBINED SCHOOL, TEAMS AND INDIVIDUAL COMPETITION. A MULTIPLE COMPETITION FORMAT.

THE FORMAT CATERS FOR DIFFERENT STANDARDS, AGES AND DIFFERENT STUDENT NUMBERS.

YOU CAN WIN BOTH INDIVIDUALLY (EXAMPLE BEST STUDENT ON THEIR COURT) AND FOR YOUR SCHOOL (XYZ SCHOOL RANKED 2ND BEST).

YOU CAN WIN MULTIPLE PRIZES, NOT EVERYONE WILL RECEIVE A PRIZE, YOU MUST EARN IT. IF YOU DISAGREE, PLEASE INFORM US ON THE ENROLMENT CHECKOUT OR QUESTIONNAIRE FORM.

DIVISIONS ARE SPLIT INTO YEARS (YEAR 1 -12) AND STANDARDS (BEGINNERS, INTERMEDIATE AND ADVANCED) DUE TO NUMBERS DIVISIONS MAY MERGE TOGETHER



ActiveActivities



WWW.HANDBALLAUSTRALIA.COM.AU

PlayOn!
SPORTS VOUCHERS

AWARDS




1ST PLACE
SCHOOL



SCHOOL GETS A
MASSIVE GOLD
TROPHY

EVERY PLAYER
FROM THE SCHOOL
GETS A GOLD
MEDAL

DIVISION
CHAMPION



BEST PLAYER ON
THEIR COURT GETS A
GOLD TROPHY

DIVISION
2ND PLACE



2ND BEST PLAYER ON
THEIR COURT GETS A
SILVER MEDAL

DIVISION
3RD PLACE



3RD BEST PLAYER ON
THEIR COURT GETS A
BRONZE MEDAL

AWARDS FOR
INDIVIDUAL
PLAYERS WHO
SHOW
OUTSTANDING
ACHIEVEMENT IN
OTHER AREAS



SPORTSMANSHIP,
OUTSTANDING
ACHIEVEMENT, MOST
IMPROVED,
LEADERSHIP,
COACHES AWARD,
CHEERING, TEAM
SPIRIT, SET UP, PACK
UP, RULE CHANGES

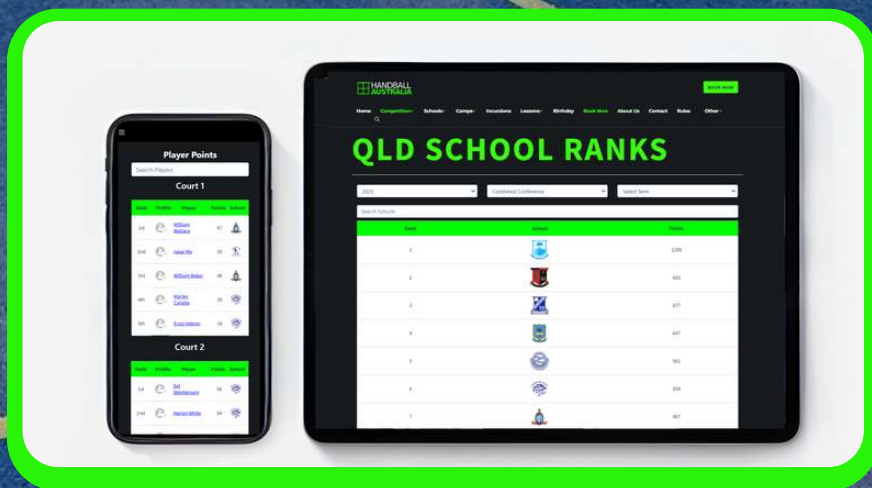
SCHEDULE



9:45am - 10:00am	Free play and warm up with friends. Hop on any court
	No need to sign in or come to front desk. all information is on our website, been emailed and sms'd to you. Please read it. Any major issues or question please come to the front desk for help
10:00am - 10:15am	Group Talk. Discussion of prizes, rules, sportsmanship steps, safety, leader board, questions and points.
10:15am - 11:30am	Official Tournament starts. Students hop on assigned Handball court (as indicated on Live results page)
	More grading. Students can move up and down divisions first 1/2 of the tournament. Coaches and parents won't show the scores last 15mins of the tournament.
11:30am - 12:00am	Presentation and Awards ceremony

LIVE RESULTS

TRACK YOUR SCHOOL LADDER POINTS AND INDIVIDUAL PLAYER POINTS TO SEE WHO'S IN THE LEAD.





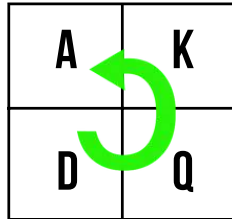
HANDBALL RULES 2025

FORMAT

REVERSE C FORMAT

RULES

R



1. Ace serves to anyone. Eveready.
2. Full & Rolls = Full your out
3. Lines or interference = Replay
4. 2 square elimination. Ace and King to dunce.
5. Ghosties 1 foot
6. Treetops Off = You can hit ball as high as you want
7. Twisties is allowed
8. Teams is allowed (cant speak or gesture it)
9. Poison - Injury or bathroom break

GOOD SPORT STEPS

1. Discuss
2. Vote
3. Replay
4. Teacher



These rules have been discussed and majority voted on by numerous NSW, QLD, VIC and ACT school students, OSH centres, teachers and recommended by Handball Australia. Over 230 different rules have been created for Handball. You can play any rules you want, we encourage creativity and evolving rules. That's what's special about the game. Rules implemented must be majority voted, understood and sportsmanship upheld.

HANDBALL AUSTRALIA ASSOCIATION PTY LIMITED - COPYRIGHT © 2025

 **HANDBALL
AUSTRALIA**

WWW.HANDBALLAUSTRALIA.COM.AU

RULES FULL DETAILS AND EXAMPLES



RULE	NAME	FULL DETAILS AND EXAMPLES
1	Serve	Ace serves to anyone. Nice serves. If a mean serve is done receiver must yell out “slack or indecent” before hitting ball and ball must be served again to the same person. Receiver must be ready to receive the ball, if not ready it’s a slack and ball must be served again. Ace can serve whenever they want by yelling eveready. If your not ready to receive the ball too bad, your out.
2	Full	Full your out. Means ball is hit over the line into another person’s square before landing in your square. You are out.
	Rolls	Ball rolls you’re out
3	In toes or interference	If ball hits any line replay the point. Even its a millimeter on the line. If ball rolls replay point.
		Interference from another player or ball from another court. Player must yell “In toes or interference” before hitting the ball and point is replayed.
4	Elimination & Court setup	2 square elimination. Ace and King goes to dunce. Queen and Dunce goes to reserve line
		<div><div>A = Ace K = King Q = Queen D = Dunce R = Reserve or Res</div><div><div>REVERSE C FORMAT</div><div><div><div>A</div><div>K</div><div>D</div><div>Q</div></div><div><div>R</div></div></div></div><div>Each square size approx. 2.2 x 2.5 squared meters per square. 4 square entire court approx. 19.36 Square meters</div><div>There can be between 2-8 students per court</div></div>

RULES FULL DETAILS AND EXAMPLES



5	Ghosties	This is when you bork or pretend to hit the ball but don't and the ball goes into another person's square. This will confuse the other player and hopefully they get out. You are also allowed to have one foot stepping in another person's square or called 1 foot Ghosties. As long as you don't interfere with that person. You can also step out of bounds
6	Treetops	You can hit the ball as high as you want. You don't have to yell treetops
7	Twisties	When you balance ball in your palm of your hand and spin ball in a twist motion. You cant grab the ball. If players vote its a grab - your out
8	Teams	This is an individual, teams, school and state comp. There will be circumstances where the same team mates or school mates will be on the same court. This will give them a competitive advantage. They cannot discuss tactics to gesture this. But they won't try and get each other out to support their school/team ranking
9	Poison	Allowed once per player during the tournament for 2 mins. Other players can't hit ball into your square until you are ready. Example tie your shoe lace, get a drink or first aid. Must be a legitimate reason. Other players can group vote to allow or deny. Game continues without your square in play. When player's move up they miss skip your square. Yell "unpoison" or "medicine" to come back into the game
10	Past Rules	These are some past historical rules which have been voted on, used or removed. Death rally, Pass backs, faults, 1st serve, old King, Grabsies. King choice, Save friends, double bounce under legs. Scoops, Travs. If majority of students vote to change a rule, we will, its your game, we can do any rules you want.
11	Start position	Court start position can be done multiple ways to make it fair. Staff may say first to square, by Height, pre-ranking, DOB, First name, or staff chooses random order

SPORTSMANSHIP STEPS



SPORTSMANSHIP STEPS		FULL DETAILS AND EXAMPLES
1	Discuss	Both players involved in the last shot have a healthy discussion as to what might have happened without raising your voice or bullying.
2	Vote	If players are unsure, the court including reserves, can do a group vote on who's out, where the ball landed or what happened. Majority vote needs to be more than 1/2. Example 3 need to vote if 5 players are on court, including reserves or 5 players if its and 8 person court. Don't vote if you didn't see what happened. Balls go fast and there are a few millimeters in a call, its hard to see especially when you are in the heat of the moment of competition
3	Replay	Players can replay points if majority vote is unsuccessful. Example 8 person court 4 said King is out 2 said Jack is out and 2 didn't see it.
4	Teacher	Unsure and need help about a rule. Is there a bad sports person on the court? Talk to a friendly staff member to help. If we are recording points on another court please be patient until we finish.
5	Constant problems	If staff are constantly been called to your court with disputes, crying, bullying, abuse of the voting, replay rule abuse or cheating we will modify the rules, provide a constant adult supervision issue verbal warning of players, lose points, lose position, give yellow cards (10 mins) and Red cards (permanently removed from competition)

ETIQUETTE & SAFETY



1. MY CHILD AND I WILL ABIDE BY HANDBALL AUSTRALIA COMPETITION RULES, ETIQUETTE, TERMS AND CONDITIONS
2. THE FOUR SPORTSMANSHIP STEPS WILL BE ADHERED TO BY ALL PLAYERS, PARENTS AND STAFF. MISDEMEANOR STEPS INCLUDE A KIND VERBAL WARNINGS, STRONG LOUD VOICE WARNING, MINUS POINTS, YELLOW AND RED CARDS
3. GAMESMANSHIP IS NOT ALLOWED - OPPOSITE TO SPORTSMANSHIP ON PURPOSE TRYING TO PSYCHOLOGICALLY OR MENTALLY UPSET OPPONENT TO GAIN ADVANTAGE.
4. STUDENTS AND PARENTS CAN CHEER AND BE POSITIVE. ANY BIASED OPINIONS, NEGATIVE OR RUDE REMARKS, PARENTS WILL BE ASKED TO STAND 25M FROM COURTS, LEAVE OR THEIR CHILDREN WILL BE BANNED FROM ANY FUTURE HANDBALL AUSTRALIA SERVICES.
5. SPECTATORS MUST MAINTAIN A 2 METER DISTANCE FROM THE PLAYERS AND COURTS
6. WE TRY AND TEACH STUDENTS SPORTSMANSHIP STEPS TO SELF MANAGE AND RESOLVE DISPUTES. HOWEVER, IF THERE IS CONSTANT ISSUES, CONTACT STAFF AND WE ASSIST YOU. PARENTS, STAFF AND COACHES MAY UMPIRE EACH COURT IF ONLY ABSOLUTELY NEEDED
7. BATHROOM PROCESS - TELL A STAFF MEMBER AND YOUR PARENTS YOU'RE GOING TO THE BATHROOM. GET A BUDDY FROM YOUR COURT TO GO WITH YOU FOR SAFETY (BOTH ON POISON) IF YOU ARE IN THE COURT YELL POISON SO OTHER STUDENTS ON YOUR COURT CAN HEAR. PLAY GAME AS NORMAL.

REFERRAL PROGRAM

REFER A FRIEND



\$20

GIVE \$10
GET \$10

New customers only. Unlimited referrals.
Terms and conditions apply.



Carrara Indoor Sports Stadium (next door to Gold Coast Sports and Leisure centre)
296 Nerang Broadbeach Rd,
Carrara QLD 4211



Gold Coast School Comp Location



Carrara Indoor Sports Stadium (CISS) – Building map



Q & A



QUESTION: DO I HAVE TO ENROLL VIA THE SCHOOL?

ANSWER: NO. AS A PARENT YOU ENROLL INDIVIDUALLY FOR YOUR CHILD. IT'S BOTH AN INDIVIDUAL PLAYER COMP AND COMBINED SCHOOL COMP. IF OTHER STUDENTS ENROL FROM THE SAME SCHOOL THEIR COMBINED POINTS GO TOWARDS THEIR SCHOOL TALLY

QUESTION: IF I'M IN YEAR 3 DO I PLAY WITH YEAR 6'S

ANSWER: YES. IF YOU ARE GOOD ENOUGH YOU WILL MOVE INTO HIGHER AGE GROUPS. THE SAME GOES FOR YEAR 10'S IF THEY ARE STRUGGLING THEY CAN MOVE INTO LOWER

QUESTION: DO I HAVE TO WEAR SCHOOL SPORT UNIFORM

ANSWER: NO. YOU CAN WEAR ANY SPORTS CLOTHING. HOWEVER, THE BEST SCHOOL OR BEST GROUP AWARD GOES TO CHEERING AND SUPPORT. WEARING SCHOOL CLOTHES, FLAGS, CUSTOM MADE TEAM SHIRTS HAVE MASSIVE TEAM MORALE AND IMPACT ON THIS AWARD

QUESTION: WHAT HAPPENS IF IT RAINS

ANSWER: IT'S AN INDOOR VENUE. WE ARE ON RAIN, HAIL OR SHINE

QUESTION: WHAT AWARDS ARE THERE?

ANSWER: OVER 50+ TROPHIES, MEDALLIONS, HANDBALLS, PRIZES, HATS, PRIME DRINK AND CERTIFICATES.

QUESTION: CAN I WIN MULTIPLE AWARDS?

ANSWER: YES. YOUR SCHOOL COULD WIN. YOU COULD BE BEST PLAYER ON YOUR COURT AND BEST SPORTSMAN. YOU GET 3 AWARDS/PRIZES. WELL DONE. YOU DESERVE THEM

QUESTION: DOES EVERYONE GET A PRIZE/AWARD/TROPHY?

ANSWER: NO. WE ARE GENEROUS WITH OVER 50 AWARDS BUT NOT EVERYONE GETS A TROPHY, AWARD, OR PRIZE. YOU TEACH CHILDREN THAT THEY MUST EARN IT. WHEN THEY RECEIVE AN AWARD, IT MEANS A LOT MORE; THEY CHERISH IT BECAUSE THEY KNOW THEY EARNED IT. IF YOU DISAGREE, PLEASE INFORM US ON THE ENROLMENT CHECKOUT OR QUESTIONNAIRE FORM.

QUESTION: HOW DO YOU WIN?

ANSWER: STAY IN ACE THE LONGEST. EVERY TIME YOU ARE IN ACE AND SOMEONE GETS OUT, YOU GET A PEG POINT. IN OTHER WORDS, AFTER EVERY RALLY YOU REMAIN IN ACE (THE TOP COURT) YOU GET A POINT. EXAMPLE: IF DUNCE GETS QUEEN OUT AND YOU'RE IN ACE, YOU GET A PEG POINT. AFTER 1 HOUR OF PLAY, YOU MAY HAVE 46 PEG POINTS. THIS WILL GO TO YOUR INDIVIDUAL TALLY AND SCHOOL TALLY.

SCHOOL BONUS POINTS

COURT 1 - 1 PEG POINT X 3 POINTS. EXAMPLE WIN 42 PEG POINTS = 126 POINTS FOR YOUR SCHOOL
COURT 2 - 1 PEG POINT X 2.75 POINTS COURT 3 - 1 PEG POINT X 2.5 POINTS
COURT 4 - 1 PEG POINT X 2.25 POINTS
COURT 5 - 1 PEG POINT X 2 POINTS
COURT 6 - 1 PEG POINT X 1.75 POINTS
COURT 7 - 1 PEG POINT X 1.5 POINTS
COURT 8 - 1 PEG POINT X 1.25 POINTS
COURT 9-20 - 1 PEG POINT = 1 POINT

EXAMPLE IS FOR 20 COURTS/DIVISIONS. SLIDING SCALE CAN CHANGE DEPENDING ON AMOUNT OF COURTS

CHAMPIONS OF THEIR COURT

COURT 1 = 100 BONUS POINTS FOR YOUR SCHOOL
COURT 2 = 90 POINTS
COURT 3 = 80 POINTS
COURT 4 = 70 POINTS
COURT 5 = 60 POINTS
COURT 6 = 50 POINTS
COURT 7 = 40 POINTS
COURT 8 = 30 POINTS
COURT 9 = 20 POINTS
COURT 10-20 = 10 POINTS

EXAMPLE IS FOR 20 COURTS/DIVISIONS. SLIDING SCALE CAN CHANGE DEPENDING ON AMOUNT OF COURTS

CHEERING AND TEAM SPIRIT

BALL, PRIME OR 10 SCHOOL POINTS

HANDICAP

OVER 20 STUDENTS DIVIDE TOTAL POINTS BY 2
OVER 30 STUDENTS DIVIDE BY 2.5
OVER 40 STUDENTS DIVIDE BY 3
OVER 50 STUDENTS DIVIDE BY 3.5

Q & A



QUESTION: HOW DO YOU GRADE STUDENTS

ANSWER: 5 WAYS. WE GRADE STUDENTS BASED ON PREVIOUS RESULTS/STATE RANKING. YEAR GROUP AT SCHOOL 1-12. BY BEGINNER, INTERMEDIATE, ADVANCED AS INDICATED BY PARENTS ON ENROLMENT NOTIFICATION. 4TH WAY IS BY WHAT SCHOOL THEY ARE IN OE YOU CAN'T HAVE 4 ROSE BAY CHILDREN V 1 NEWTOWN STUDENT ON 1 COURT. AND THE 5TH WAY IS THAT FURTHER GRADING/MOVEMENT UP AND DOWN DIVISIONS WILL HAPPEN IN THE FIRST 30 MINUTES OF THE OFFICIAL TOURNAMENT. YOU CAN MOVE UP AND DOWN AS INSTRUCTED BY THE COACH ANYTIME AND INTO ANY DIVISION AND MIX WITH ANY AGE GROUP DEPENDING ON YOUR ABILITY ON THE DAY. ALSO ADD 25 YEARS OF EXPERIENCE AND HOURS OF ADMIN, WORKING OUT ALL THE DIFFERENT SCENARIOS IN THE LEAD UP TO THE TOURNAMENT.

QUESTION: WHAT DO WE BRING?

ANSWER: WEAR SCHOOL SPORT UNIFORM OR CASUAL CLOTHES. HAT AND DRINK BOTTLE. COMPETITION HANDBALLS ARE PROVIDED

QUESTION: REFEREE/UMPIRES

ANSWER: HANDBALL IS SELF REFEREED LIKE TENNIS, GOLF AND HANDBALL PLAYED AT SCHOOL. WE TEACH CHILDREN THE GOOD SPORT STEPS 1. DISCUSS 2. VOTE 3. REPLAY AND 4. TEACHER. IF CHILDREN ARE TOO YOUNG TO DO THIS WE INCORPORATE 5 AND A PARENT HELPS

THESE STEPS TEACH CHILDREN TO FISH NOT GIVE THEM A FISH. THESE STEPS ARE HARD, TAKES TIME TO LEARN BUT IMPORTANT TO DEVELOP THESE LIFE SKILLS

QUESTION: LATE ENROLMENT

ANSWER: WILL NOT BE ACCEPTED. DUE TO THE IMMENSE ADMINISTRATION TASKS, PLANNING AND GRADING NEEDED BEFORE THE TOURNAMENT. ENROLMENTS CUT OFF STRICTLY ON FRIDAY AT 5PM BEFORE THE EVENT OR EVEN EARLIER IF CAPACITY IS REACHED

NO RUSH - WITHIN 2 WEEKS